



Ophthalmic Surgical System  
**CV-9000R**



THE ART OF EYE CARE

## Sophisticated Features

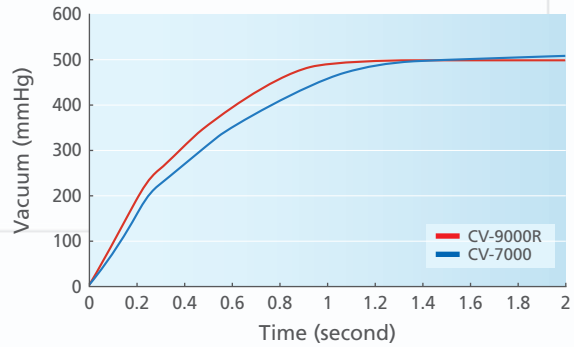
### Reusable Irrigation and Aspiration (I / A) Tube

Reusable Irrigation and Aspiration (I / A) tube can be autoclaved up to 10 times, which results in the cost-effective surgery.



### Refined Peristaltic Pump

The enhanced peristaltic pump is designed for faster vacuum rise than its previous model. A maximum pressure of 650 mmHg allows effective surgeries, including the ones with micro incision. The vacuum is monitored 1,000 times / second and automatically controlled 100 times / second to maintain stable surgical conditions.



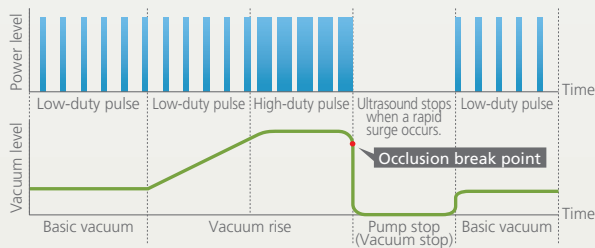
## Superior Functions

### Enhanced Aspiration and Ultrasound (optional)

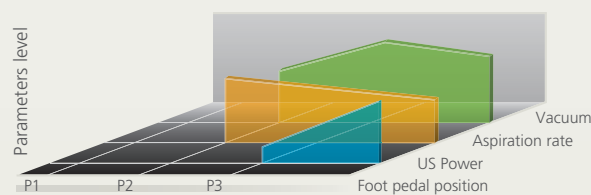
The CV-9000R provides three optional software packages: A, B, and A + B, to enhance aspiration and ultrasound performance.

#### Package A: APS Plus and ProPedal

The package A includes Auto Pulse System Plus (APS Plus) and ProPedal. The APS Plus automatically limits the duty of the ultrasound pulse to the optimum value for efficient emulsification and aspiration, reducing the risk of posterior capsule rupture. The ProPedal allows customized programming of the parameters for each foot pedal position.



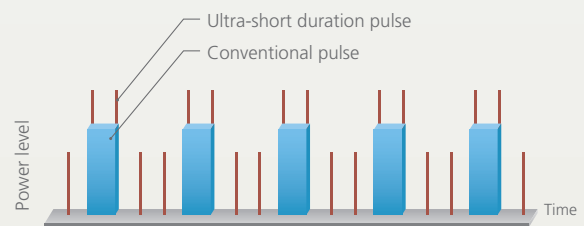
APS Plus - simulated graph of vacuum and power variation



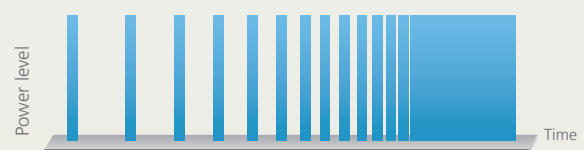
ProPedal - simulated graph of parameters variation

#### Package B: VIS and Burst mode

The package B includes Variable Intervals and Strokes (VIS) and Burst mode. The VIS provides dual-oscillation of conventional and ultra-short duration pulses to enhance capture of the lens nucleus and efficient aspiration. The burst mode provides a burst of ultrasound power by controlling interval times between each oscillation.



VIS - simulated graph of dual-oscillation



Burst mode - simulated graph of interval time variation

### Package A + B: APS Plus, ProPedal, VIS, and Burst mode

## Surgeon-oriented Usability

### Multi-functional Foot Pedal (optional)

The multi-functional foot pedal enhances the operation, allowing changes in mode, bottle height adjustment, and so forth.




### Lightweight Handpiece

The handpiece is only 57 g and allows easy intraoperative handling and enhanced durability.



### MICS (Micro Incision Cataract Surgery)

Minimum 1.8 mm incision is available, which reduces the risk of surgical complication, such as postoperative astigmatism and thermal burn.



## Operator-oriented Usability

### Intuitive Graphic User Interface

Easy and quick operation is made possible with the 10.4-inch touch screen and the intuitive graphic user interface. The pop-up window appears once the icon is touched, and enables the operator to activate function and to customize parameters.




### Multilingual Display

Nine languages\* are available for setup and surgery to allow the surgeon and staff to work in their native language. During setup, the navigation mode will guide the operator through the entire procedure.

\*Chinese, English, French, German, Japanese, Korean, Portuguese, Russian, and Spanish



Put the drainage bag on Hanger (1).



Open Cover (2) of the aspiration pump as much as possible.

## CV-9000R Specifications

Application	Cataract surgery
Vacuum	
Pump type	Peristaltic pump
Vacuum setting	0 to 650 mmHg
Flow rate	0 to 60 mL / min
Ultrasound	
Transducer	Piezoelectric
Frequency	40 kHz
Pulse mode	1 to 100 pulses / s
Diathermy	
Frequency	515 kHz
Output	0.5 to 10 W (5 to 100%)
Vitreous cutter	
Cutting system	Pneumatic driven guillotine system
Cutting rate	100 to 1,000 cuts / min (with built-in air compressor)
Power supply	AC 100 to 230 V 50 / 60 Hz
Power consumption	240 VA
Dimensions / Mass	318 (W) x 457 (D) x 295 (H) mm / 17 kg

### Stand with motorized pole (optional)

Power supply	AC 115, 230 V 50 / 60 Hz
Power consumption	300 VA (including CV-9000R's power consumption)
Dimensions / Mass	433 (W) x 567 (D) x 1,067 (H) mm / 38 kg



Product / Model name: Ophthalmic Surgical System CV-9000R  
 Specifications may vary depending on circumstances in each country.  
 Specifications and design are subject to change without notice.



**HEAD OFFICE**  
**(International Div.)**  
 34-14 Maehama, Hiroishi  
 Gamagori, Aichi 443-0038,  
 JAPAN  
 TEL: +81-533-67-8895  
 URL: <http://www.nidek.com>  
**[Manufacturer]**

**TOKYO OFFICE**  
**(International Div.)**  
 3F Sumitomo Fudosan Hongo  
 Bldg., 3-22-5 Hongo, Bunkyo-ku,  
 Tokyo 113-0033, JAPAN  
 TEL: +81-3-5844-2641  
 URL: <http://www.nidek.com>

**NIDEK INC.**  
 47651 Westinghouse Drive,  
 Fremont, CA 94539, U.S.A.  
 TEL: +1-510-226-5700  
 +1-800-223-9044  
 (US only)  
 URL: <http://usa.nidek.com>

**NIDEK S.A.**  
 Europarc,  
 13 rue Auguste Perret,  
 94042 Créteil, FRANCE  
 TEL: +33-1-49 80 97 97  
 URL: <http://www.nidek.fr>

**NIDEK TECHNOLOGIES S.R.L.**  
 Via dell'Artigianato,  
 6/A, 35020 Albignasego (Padova),  
 ITALY  
 TEL: +39 049 8629200/8626399  
 URL: <http://www.nidektechnologies.it>

**NIDEK (SHANGHAI) CO., LTD.**  
 #915, China Venturetech Plaza,  
 819 Nanjing West Rd, Jing An  
 District, Shanghai 200041,  
 CHINA  
 TEL: +86 021-5212-7942  
 URL: <http://www.nidek-china.cn>

**NIDEK SINGAPORE PTE. LTD.**  
 51 Changi Business Park  
 Central 2, #06-14, The  
 Signature 486066,  
 SINGAPORE  
 TEL: +65 6588 0389

